



US00D740863S

(12) **United States Design Patent**  
**Kemperle et al.**

(10) **Patent No.:** **US D740,863 S**

(45) **Date of Patent:** **\*\* Oct. 13, 2015**

- (54) **THREE-DIMENSIONAL PRINTER FRAME**
- (71) Applicant: **MakerBot Industries, LLC**, Brooklyn, NY (US)
- (72) Inventors: **Aljosa Kemperle**, Brooklyn, NY (US); **Taylor S. Goodman**, Chappaqua, NY (US); **Samuel Holland**, Brooklyn, NY (US); **Jackson Seidenberg**, Brooklyn, NY (US); **Vishnu Anantha**, Queens, NY (US); **William B. Buel**, Sunnysvale, CA (US); **Jonah Gold**, Brooklyn, NY (US); **Bryan Vaccaro**, South Orange, NJ (US)

(73) Assignee: **MakerBot Industries, LLC**, Brooklyn, NY (US)

(\*\*) Term: **14 Years**

(21) Appl. No.: **29/478,428**

(22) Filed: **Jan. 5, 2014**

(51) **LOC (10) Cl.** ..... **15-09**

(52) **U.S. Cl.**  
USPC ..... **D15/122**

(58) **Field of Classification Search**  
USPC ..... D18/6-7, 14, 19, 50, 54.1, 54, 55, 59;  
D15/135, 138, 122; 101/38.1;  
264/112-113, 308, 401, 497, 642;  
425/162, 173, 375; D20/18; 118/46

See application file for complete search history.

(56) **References Cited**

U.S. PATENT DOCUMENTS

D390,591 S *	2/1998	Okamoto et al. ....	D18/39
5,885,511 A *	3/1999	Heller et al. ....	264/401
D539,841 S *	4/2007	Hegge .....	D18/53
7,297,304 B2 *	11/2007	Swanson et al. ....	264/308
7,939,003 B2 *	5/2011	Bonassar et al. ....	264/308
D677,723 S *	3/2013	Buel et al. ....	D18/59
D688,741 S *	8/2013	Joyce .....	D18/50
D711,463 S *	8/2014	Costabeber .....	D18/50
D722,108 S *	2/2015	Reches et al. ....	D18/50

\* cited by examiner

*Primary Examiner* — Cathy Anne MacCormac

(74) *Attorney, Agent, or Firm* — Strategic Patents, P.C.

(57) **CLAIM**

What is claim is the ornamental design for a three-dimensional printer frame, as shown and described.

**DESCRIPTION**

FIG. 1 is a front perspective view of a design for a three-dimensional printer frame.

FIG. 2 is a right side view of the design.

FIG. 3 is a left side view of the design.

FIG. 4 is a front view of the design.

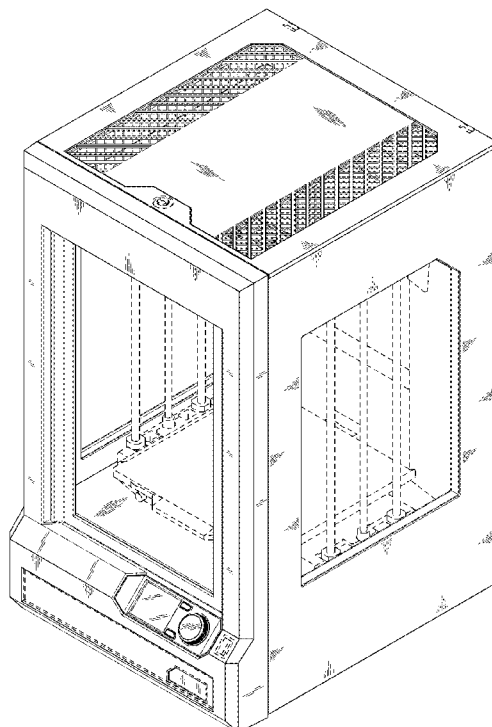
FIG. 5 is a back view of the design.

FIG. 6 is a top view of the design; and,

FIG. 7 is a bottom view of the design.

The broken lines showing portions of the three-dimensional printer frame are for illustrative purposes only and form no part of the claimed design.

**1 Claim, 7 Drawing Sheets**



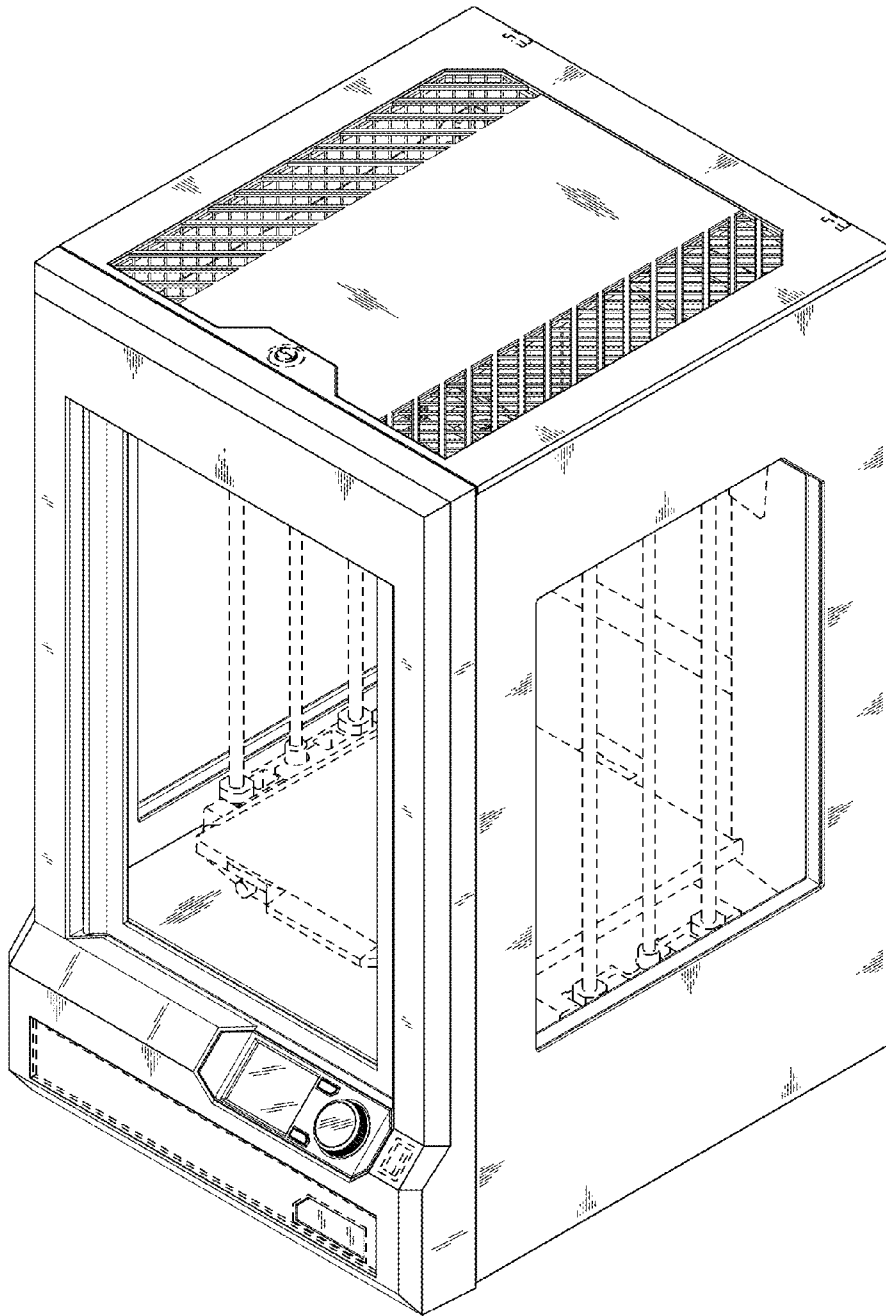


FIG. 1

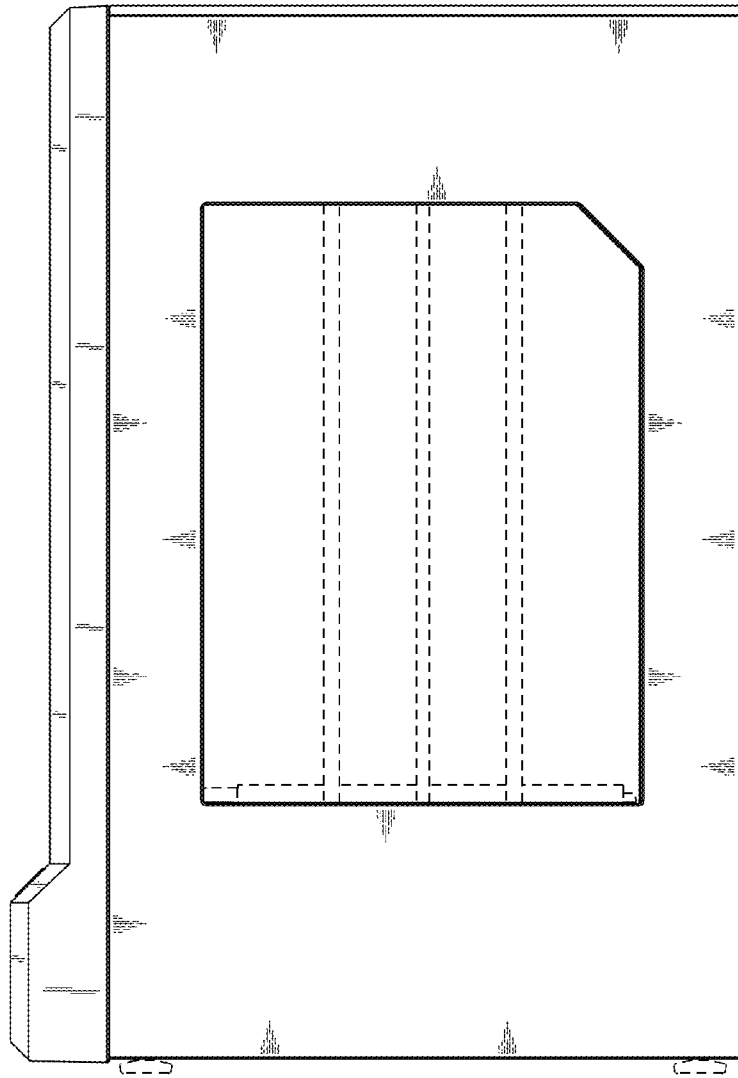


FIG. 2

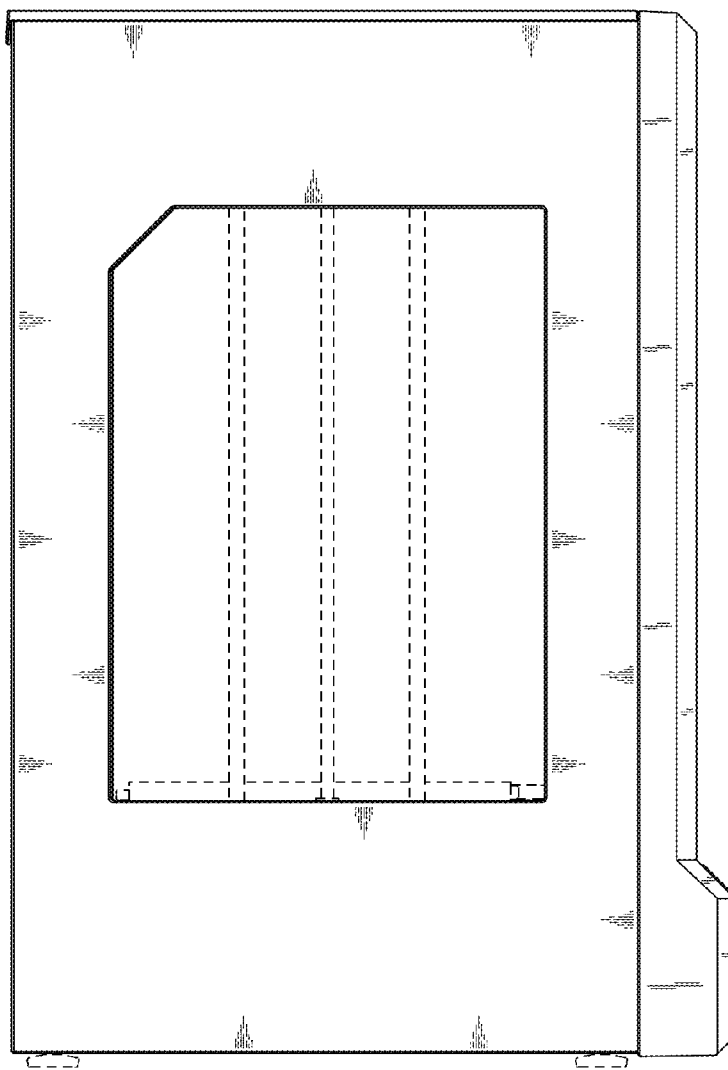


FIG. 3

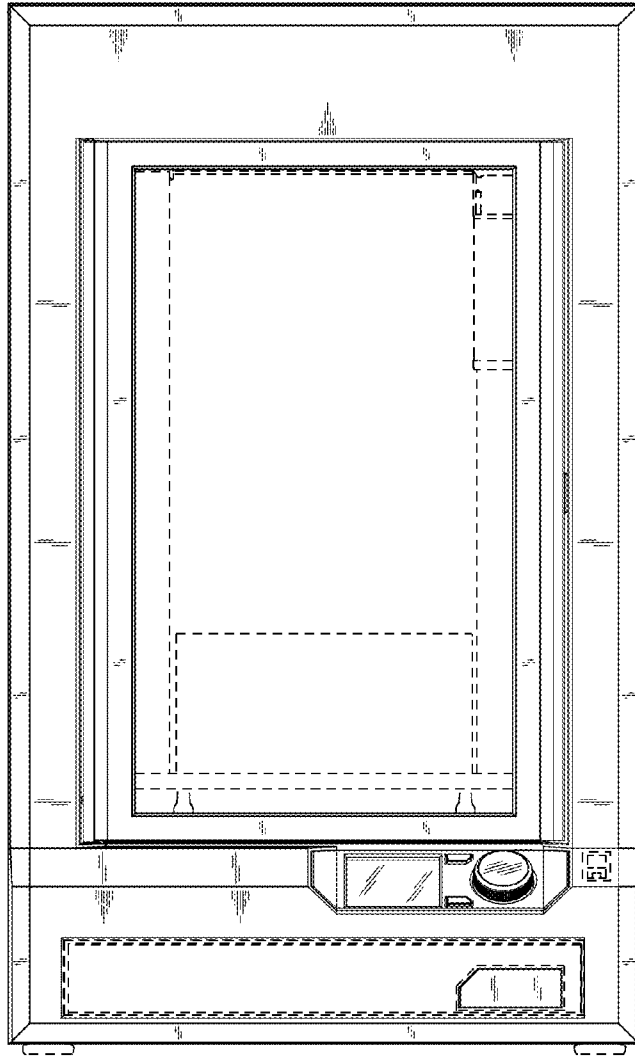


FIG. 4




FIG. 5

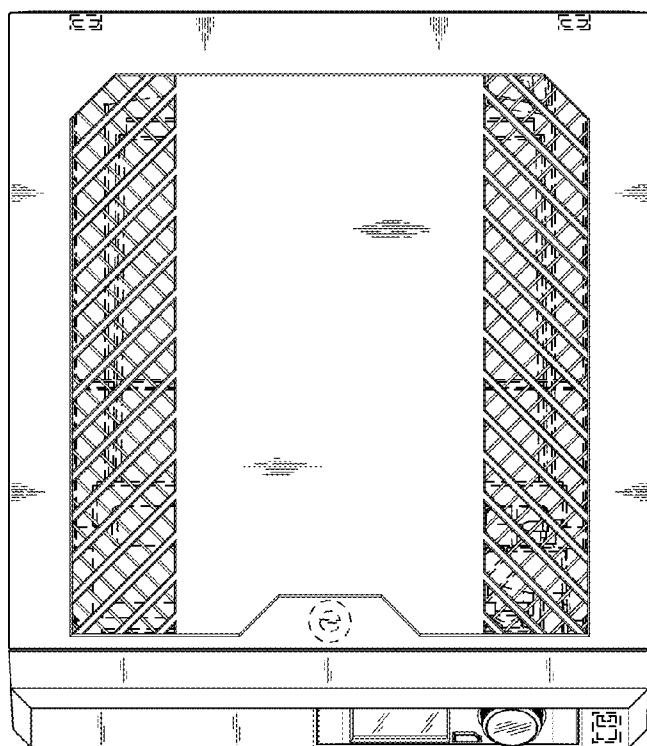


FIG. 6

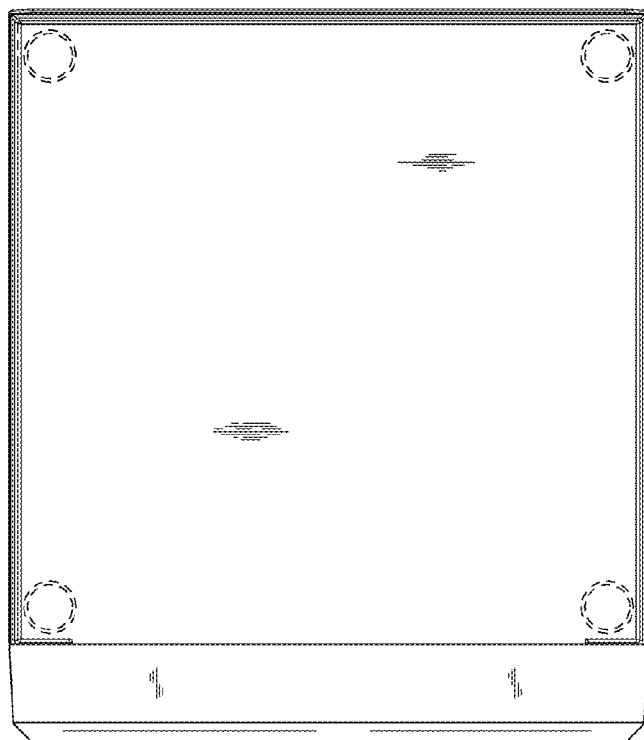


FIG. 7